

Report No.:

Test Time: 2023-08-23 14:14

Luminaire Property

Luminaire Manufacturer:

Luminaire Description: ADLED110R-3T

Luminous Length (mm): 110

Voltage: 230.5 V

Power: 7.93 W

Lamp Catalog: 4000K

Luminous Width (mm): 110

Current: 0.037 A

Power Factor: 0.936

Photometric Results

CIE Class: Direct

Measurement Flux: 892.5 lm

Downward Ratio: 100%

Field Angle(C0/C180,C90/C270,C45/C225,C135/315): 148.0, 148.3, 148.1, 148.1

Beam Angle(C0/C180,C90/C270,C45/C225,C135/315): 94.4, 94.7, 94.6, 94.6

Luminaire Efficacy Rating (LER): 112.60

Max. Intensity: 397.31 cd

S/MH(C0/C180): 1.15

Total Rated Lamp Lumens: 892.5 lm

Efficiency: 100%


Upward Ratio: 0%

Central Intensity: 396.92 cd

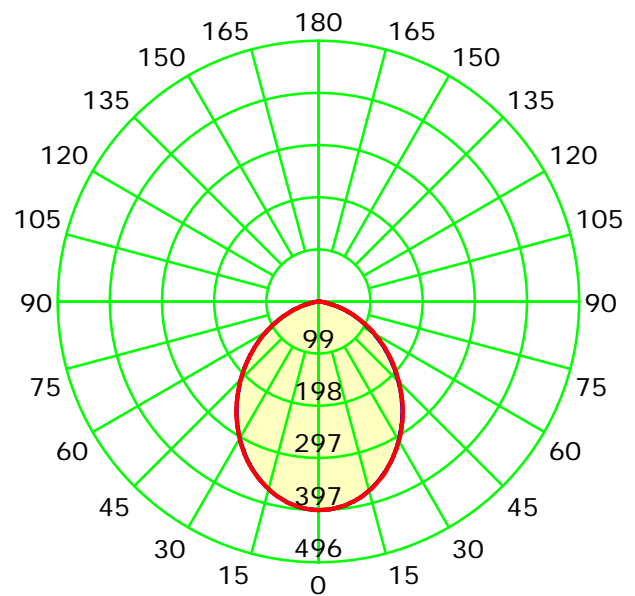
Pos of Max. Intensity: H270 V1

S/MH(C90/C270): 1.15

Picture Of Luminaire



Luminous Intensity Distribution Curve



Unit: cd

— C0-C180 — C90-C270

C Plane (°):0.0-360.0: 90.0

Test Lab:

Test Type: TYPE C

Temperature: 25°C

Operator: XU

Gamma Plane (°):0.0-90.0: 1.0

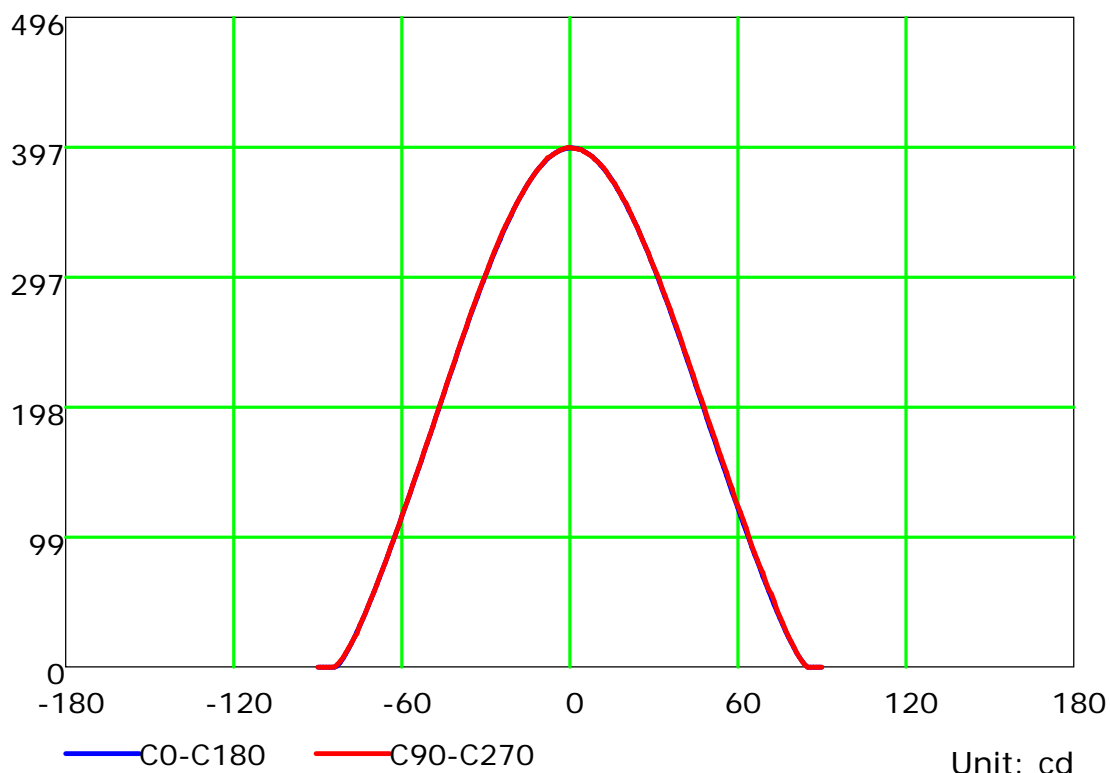
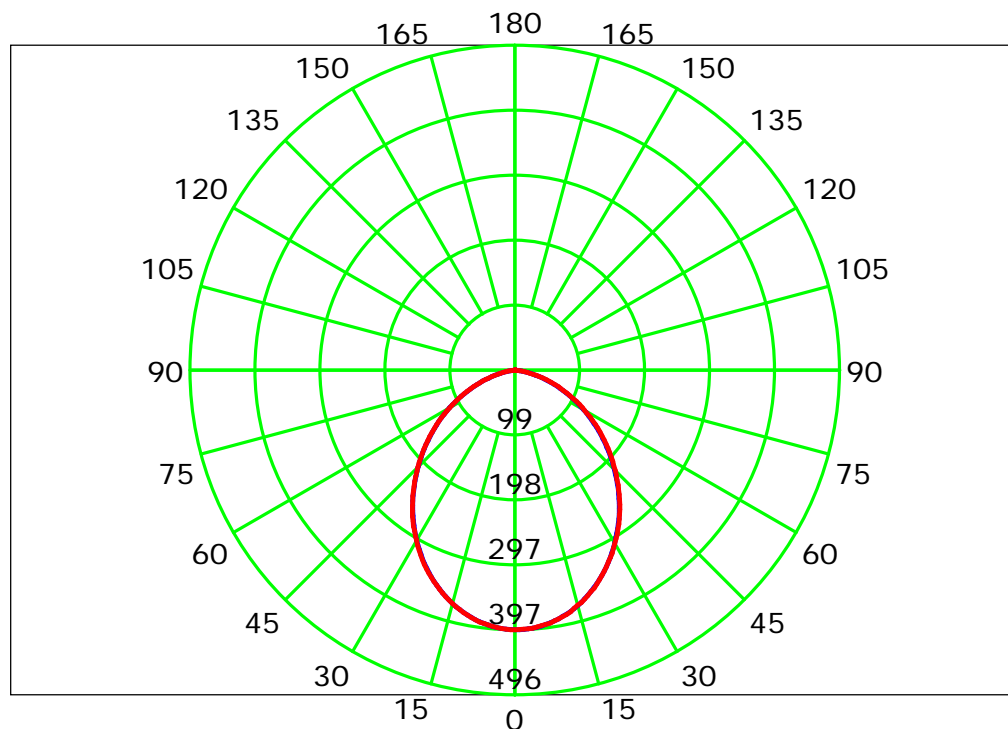
Test Device: GPM-1600

Distance: 8.350 m

Humidity: 50%

Inspector:

Luminous Intensity Distribution Curve



C Plane (°): 0.0-360.0: 90.0
 Test Lab:
 Test Type: TYPE C
 Temperature: 25°C
 Operator: XU

Gamma Plane (°): 0.0-90.0: 1.0
 Test Device: GPM-1600
 Distance: 8.350 m
 Humidity: 50%
 Inspector:

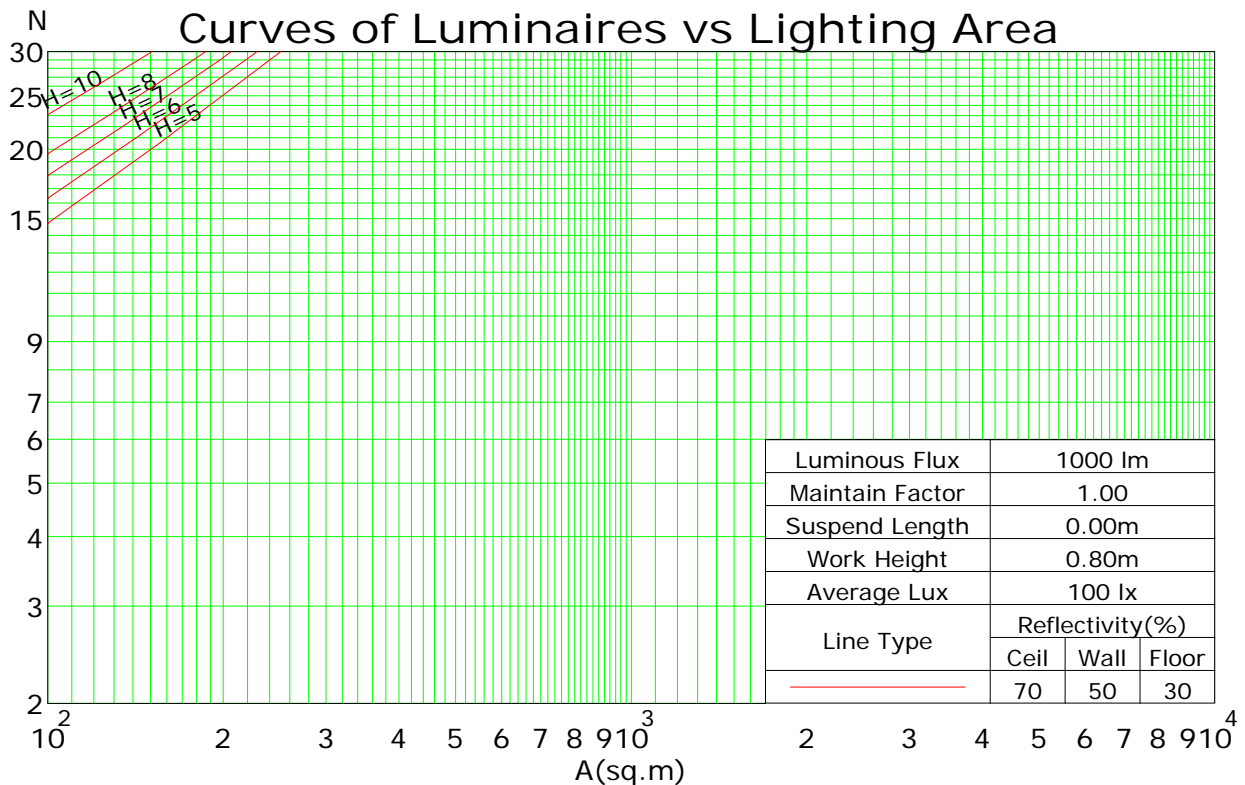
Coefficients Of Utilization - Zonal Cavity Method

RC	0.8	0.8	0.8	0.8	0.7	0.7	0.7	0.7	0.5	0.5	0.5	0.3	0.3	0.3	0.1	0.1	0.1	0
RW	0.7	0.5	0.3	0.1	0.7	0.5	0.3	0.1	0.5	0.3	0.1	0.5	0.3	0.1	0.5	0.3	0.1	0
RCR	RF = 0.2																	
0	119	119	119	119	116	116	116	116	111	111	111	106	106	106	102	102	102	100
1	110	106	102	99	108	104	100	97	100	97	94	96	93	91	92	90	89	87
2	101	94	87	82	99	92	86	81	88	84	79	85	81	78	82	79	76	74
3	93	83	76	70	90	82	75	69	79	73	68	76	71	67	73	69	66	63
4	85	74	66	60	83	73	65	59	70	64	59	68	62	58	66	61	57	55
5	79	67	58	52	77	66	58	52	64	57	51	62	55	51	60	54	50	48
6	73	60	52	46	71	59	51	46	58	51	45	56	50	45	55	49	45	43
7	68	55	47	41	66	54	46	41	53	46	40	51	45	40	50	44	40	38
8	63	50	42	37	62	50	42	37	48	41	36	47	41	36	46	40	36	34
9	59	46	39	33	58	46	38	33	45	38	33	44	37	33	43	37	33	31
10	56	43	35	30	54	42	35	30	41	35	30	41	34	30	40	34	30	28

Spacing Criteria (0-180): 1.15

Spacing Criteria (90-270): 1.15

Spacing Criteria (Diagonal): 1.25



C Plane (°):0.0-360.0: 90.0

Test Lab:

Test Type: TYPE C

Temperature: 25°C

Operator: XU

Gamma Plane (°):0.0-90.0:1.0

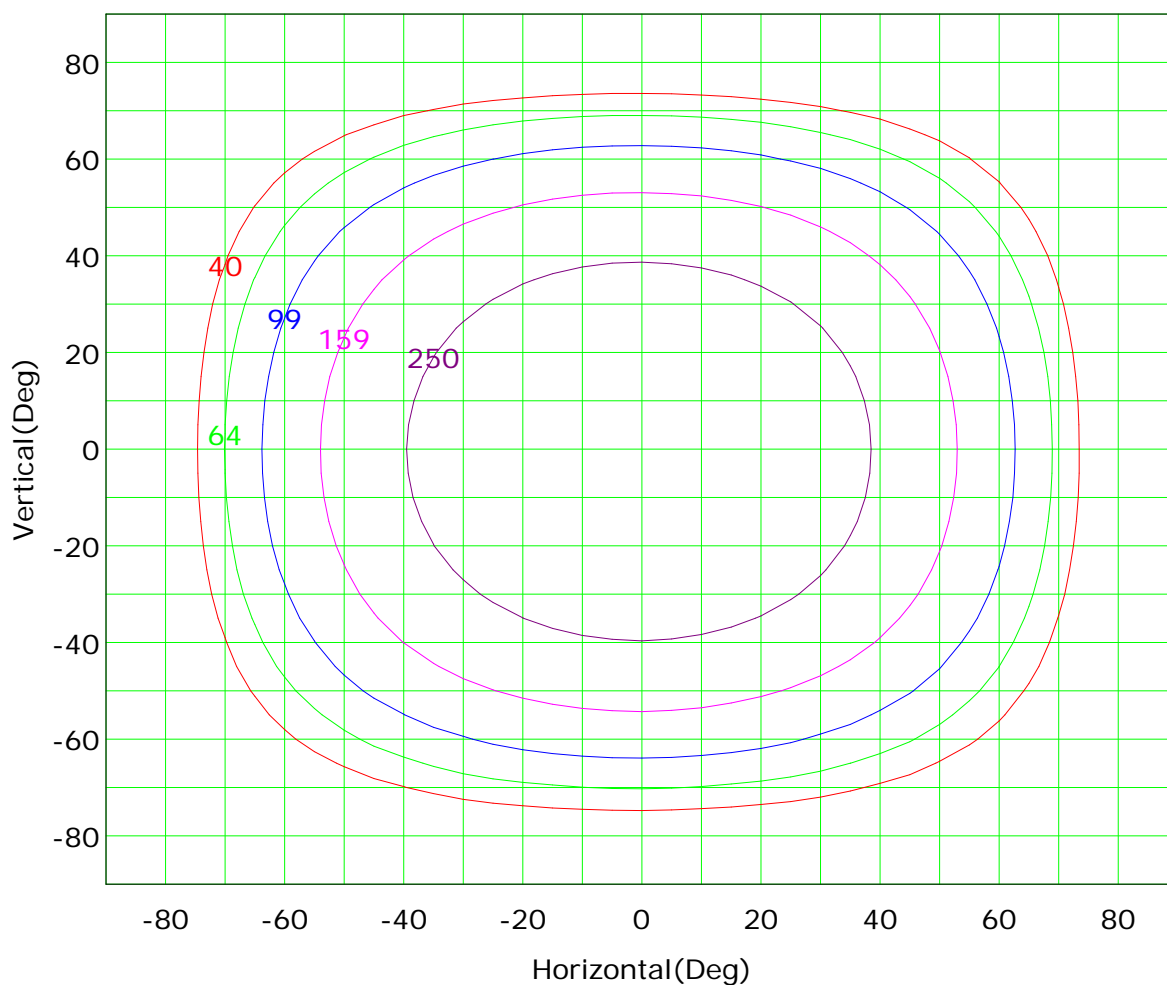
Test Device: GPM-1600

Distance: 8.350 m

Humidity: 50%

Inspector:

Isocandela (rectangle)



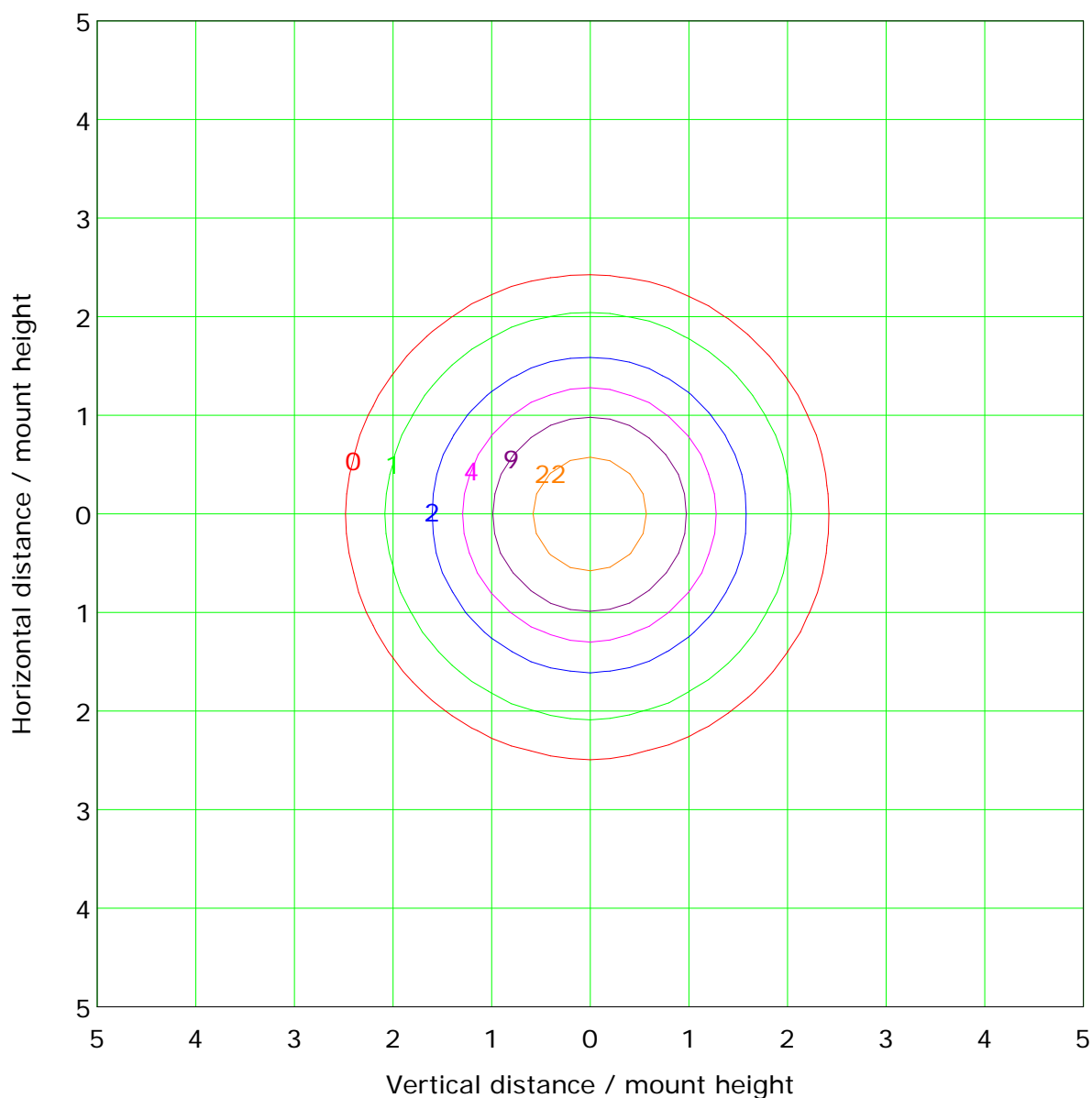
I_{max} (100%): 397 cd

(10%):	40 cd	(16%):	64 cd
(25%):	99 cd	(40%):	159 cd
(63%):	250 cd	(100%):	397 cd

C Plane (°):0.0-360.0: 90.0
 Test Lab:
 Test Type: TYPE C
 Temperature: 25°C
 Operator: XU

Gamma Plane (°):0.0-90.0:1.0
 Test Device: GPM-1600
 Distance: 8.350 m
 Humidity: 50%
 Inspector:

IsoLux Plot



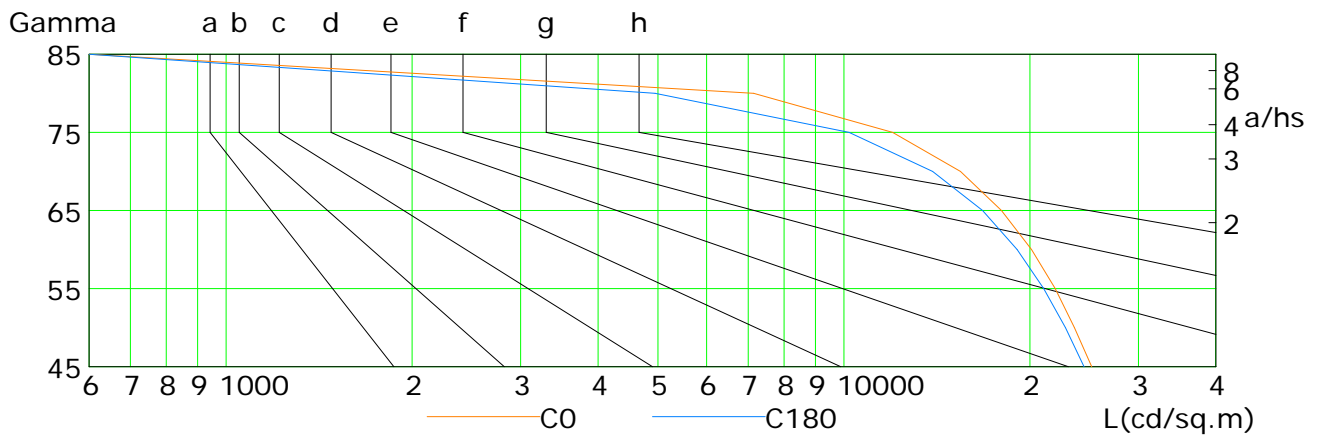
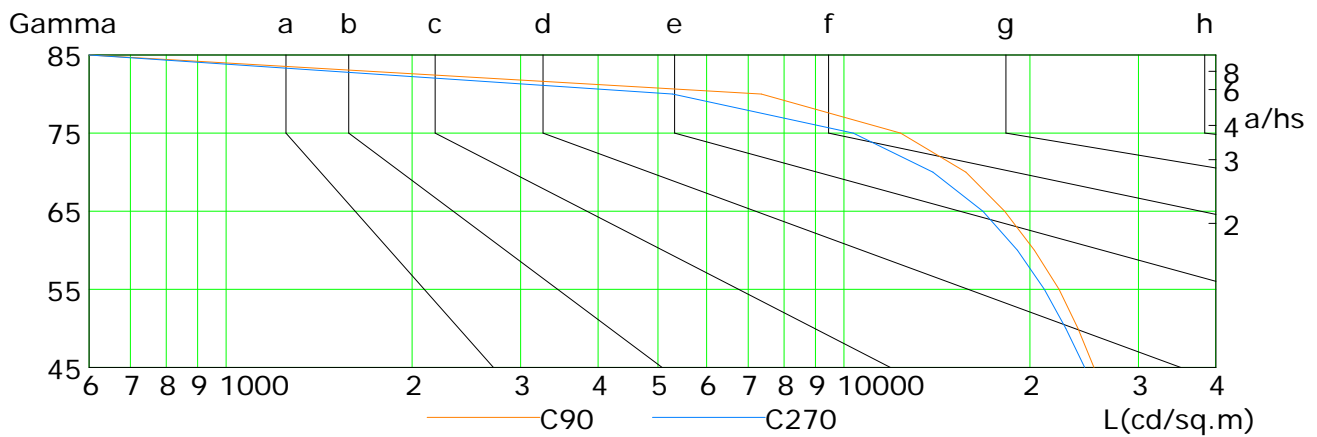
C Plane (°):0.0-360.0: 90.0
 Test Lab:
 Test Type: TYPE C
 Temperature: 25°C
 Operator: XU

Gamma Plane (°):0.0-90.0:1.0
 Test Device: GPM-1600
 Distance: 8.350 m
 Humidity: 50%
 Inspector:

Lum Limit Curve

Dazzle	Quality	Illuminance (lx)							
1.15	A	2000	1000	500	<=300				
1.50	B		2000	1000	500	<=300			
1.85	C			2000	1000	500	<=300		
2.20	D				2000	1000	500	<=300	
2.55	E					2000	1000	500	<=300

a b c d e f g h

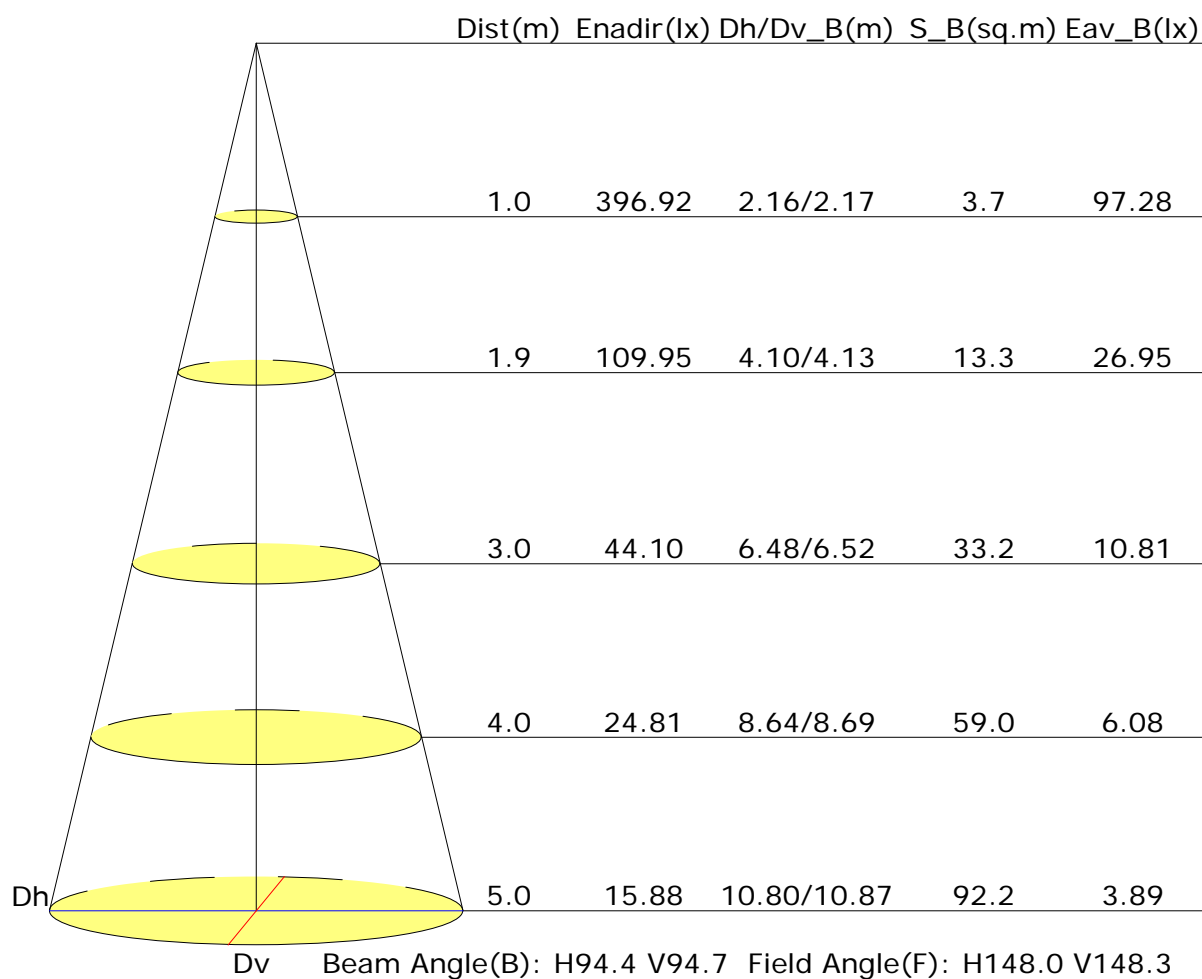


L(cd/sq.m)	G45	G50	G55	G60	G65	G70	G75	G80	G85
C0	25202	23617	21979	20121	18005	15448	11993	7144	0
C90	25400	23935	22300	20345	18212	15755	12357	7353	0
C180	24479	22833	21060	19073	16775	13928	10202	4950	0
C270	24542	22867	21109	19098	16800	13945	10355	5283	0

C Plane (°):0.0-360.0: 90.0
 Test Lab:
 Test Type: TYPE C
 Temperature: 25°C
 Operator: XU

Gamma Plane (°):0.0-90.0:1.0
 Test Device: GPM-1600
 Distance: 8.350 m
 Humidity: 50%
 Inspector:

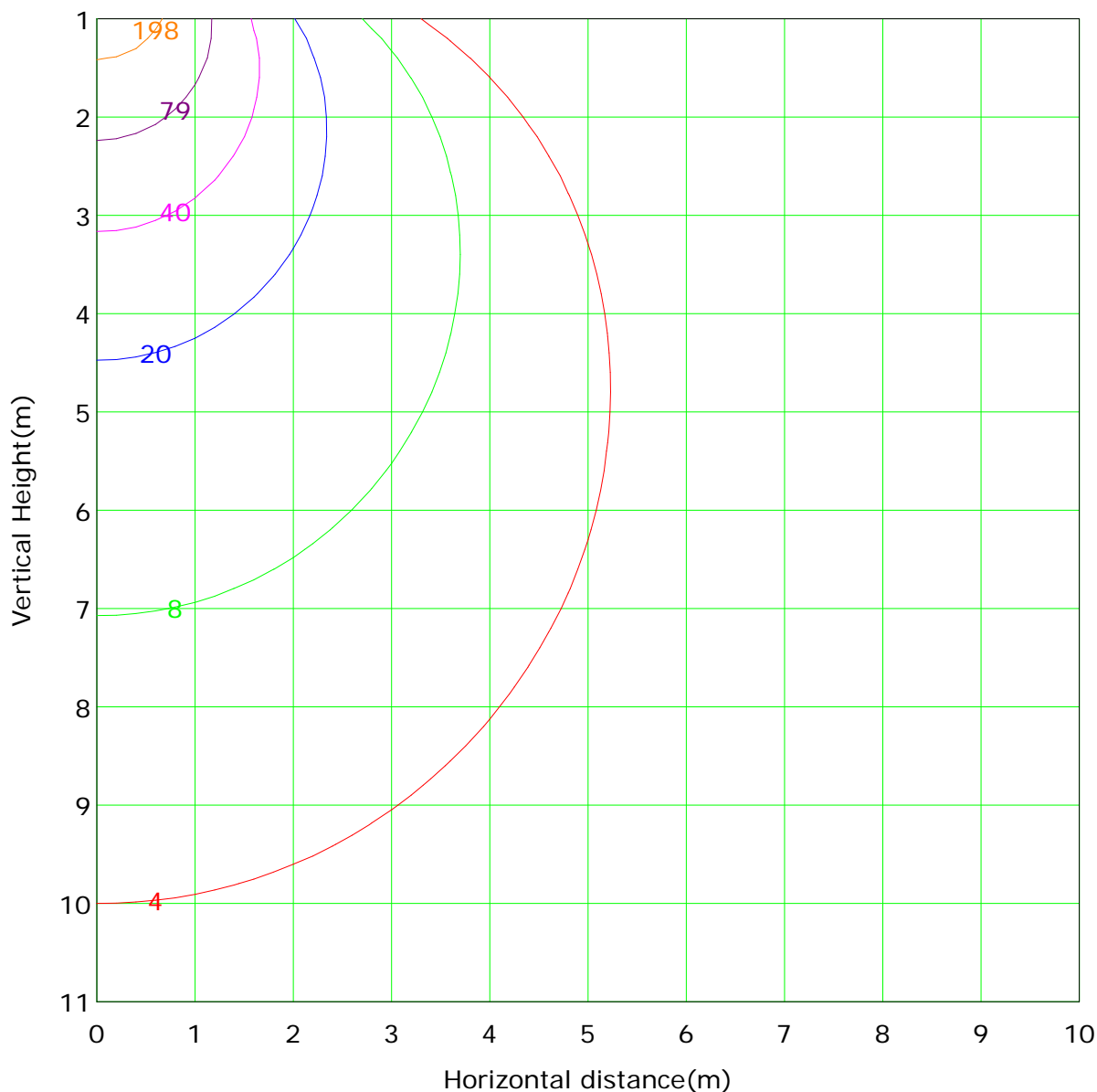
Illuminance at a Distance



C Plane (°):0.0-360.0: 90.0
 Test Lab:
 Test Type: TYPE C
 Temperature: 25°C
 Operator: XU

Gamma Plane (°):0.0-90.0:1.0
 Test Device: GPM-1600
 Distance: 8.350 m
 Humidity: 50%
 Inspector:

Vertical IsoLux Plot



Lowest(m): 1.0m Highest(m): 11.0m Max Lux: 396.9 lx

— (1%): 4.0 lx	— (2%): 7.9 lx
— (5%): 19.8 lx	— (10%): 39.7 lx
— (20%): 79.4 lx	— (50%): 198.5 lx
— (100%): 396.9 lx	

C Plane (°):0.0-360.0: 90.0
 Test Lab:
 Test Type: TYPE C
 Temperature: 25°C
 Operator: XU

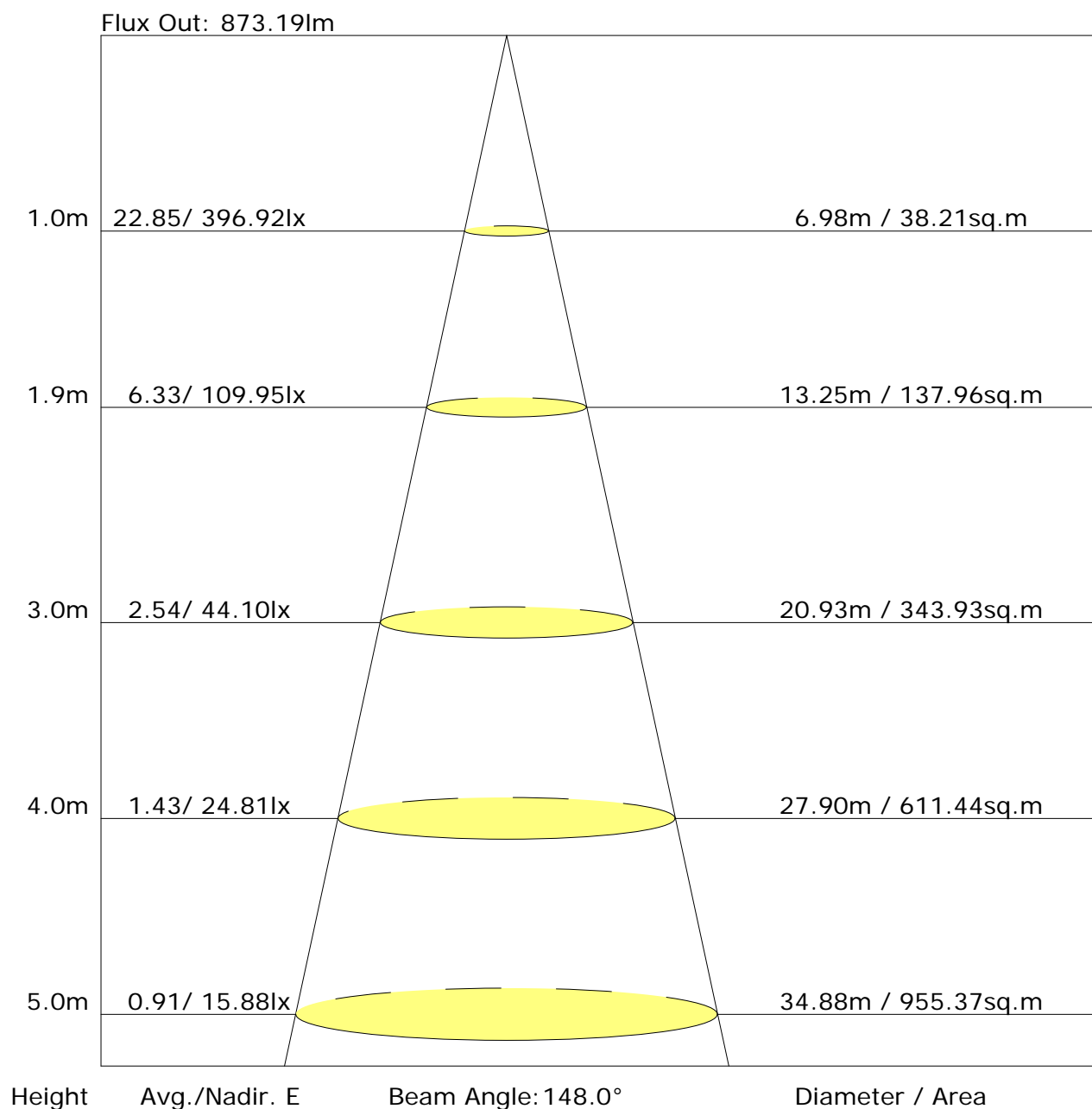
Gamma Plane (°):0.0-90.0:1.0
 Test Device: GPM-1600
 Distance: 8.350 m
 Humidity: 50%
 Inspector:

Unit: 1m

C Plane (°):0.0-360.0: 90.0
Test Lab:
Test Type: TYPE C
Temperature: 25°C
Operator: XU

Gamma Plane (°):0.0-90.0:1.0
Test Device: GPM-1600
Distance: 8.350 m
Humidity: 50%
Inspector:

The Average Illuminance Effective Figure



C Plane (°): 0.0-360.0: 90.0
 Test Lab:
 Test Type: TYPE C
 Temperature: 25°C
 Operator: XU

Gamma Plane (°): 0.0-90.0: 1.0
 Test Device: GPM-1600
 Distance: 8.350 m
 Humidity: 50%
 Inspector:

UGR Table

Reflectance:										
Ceiling (cavity)	0.7	0.7	0.5	0.5	0.3	0.7	0.7	0.5	0.5	0.3
Wall	0.5	0.3	0.5	0.3	0.3	0.5	0.3	0.5	0.3	0.3
Reference plane	0.2	0.2	0.2	0.2	0.2	0.2	0.2	0.2	0.2	0.2
Room dimensions	Viewed crosswise					Viewed endwise				
X=2H Y=2H	23.2	24.5	23.5	24.7	24.9	23.1	24.4	23.4	24.6	24.9
3H	24.3	25.4	24.6	25.7	26.0	24.2	25.4	24.5	25.6	25.9
4H	24.6	25.7	24.9	26.0	26.3	24.5	25.6	24.8	25.9	26.2
6H	24.7	25.7	25.1	26.0	26.4	24.6	25.6	25.0	25.9	26.2
8H	24.7	25.7	25.1	26.0	26.3	24.6	25.6	24.9	25.9	26.2
12H	24.7	25.6	25.0	25.9	26.3	24.5	25.5	24.9	25.8	26.1
X=4H Y=2H	23.7	24.8	24.0	25.1	25.4	23.6	24.7	24.0	25.0	25.3
3H	24.9	25.9	25.3	26.2	26.6	24.9	25.8	25.3	26.1	26.5
4H	25.4	26.2	25.8	26.6	26.9	25.3	26.1	25.7	26.5	26.8
6H	25.5	26.3	26.0	26.7	27.1	25.4	26.2	25.8	26.5	26.9
8H	25.5	26.2	26.0	26.6	27.0	25.4	26.1	25.9	26.5	26.9
12H	25.5	26.1	26.0	26.5	27.0	25.4	26.0	25.8	26.4	26.9
X=8H Y=4H	25.5	26.2	25.9	26.6	27.0	25.4	26.1	25.8	26.5	26.9
6H	25.7	26.3	26.2	26.7	27.2	25.6	26.1	26.1	26.6	27.0
8H	25.7	26.2	26.2	26.7	27.1	25.6	26.1	26.1	26.5	27.0
12H	25.7	26.1	26.2	26.6	27.1	25.6	26.0	26.1	26.5	27.0
X=12H Y=4H	25.5	26.1	25.9	26.5	26.9	25.4	26.0	25.8	26.4	26.8
6H	25.7	26.2	26.2	26.6	27.1	25.6	26.1	26.1	26.5	27.0
8H	25.7	26.1	26.2	26.6	27.1	25.6	26.0	26.1	26.5	27.0
Variations with the observer position at spacings:										
S=1.0H	+0.2/-0.3					+0.2/-0.3				
S=1.5H	+0.4/-0.7					+0.4/-0.8				
S=2.0H	+0.8/-1.3					+0.8/-1.5				

Calculate in accordance with CIE Pub.117. The table is revised with 893lm ($8\log(F/F_0) = -0.4$).

C Plane (°): 0.0-360.0: 90.0
Test Lab:
Test Type: TYPE C
Temperature: 25°C
Operator: XU

Gamma Plane (°): 0.0-90.0: 1.0
Test Device: GPM-1600
Distance: 8.350 m
Humidity: 50%
Inspector:

Utilisation Factor Table(Floor cavity)

Utilisation Factors UF(F)			SHR NOM = 1.25								
Room Reflectance			Room Index(RI)								
Ceiling	Wall	Floor	0.75	1.00	1.25	1.50	2.00	2.50	3.00	4.00	5.00
0.70	0.50	0.20	0.62	0.72	0.79	0.84	0.91	0.96	0.99	1.03	1.06
	0.30		0.55	0.65	0.73	0.78	0.86	0.91	0.95	0.99	1.03
	0.20		0.49	0.60	0.67	0.73	0.81	0.87	0.91	0.96	1.00
0.50	0.50	0.20	0.60	0.70	0.77	0.82	0.88	0.92	0.95	0.99	1.01
	0.30		0.54	0.64	0.71	0.76	0.84	0.88	0.92	0.96	0.99
	0.20		0.49	0.59	0.67	0.72	0.80	0.85	0.89	0.94	0.97
0.30	0.50	0.20	0.59	0.68	0.75	0.79	0.85	0.89	0.92	0.95	0.98
	0.30		0.53	0.63	0.70	0.75	0.81	0.86	0.89	0.93	0.96
	0.20		0.49	0.59	0.66	0.71	0.78	0.83	0.86	0.91	0.94
0.00	0.00	0.00	0.47	0.56	0.63	0.68	0.75	0.79	0.82	0.87	0.89
<p>Rating:8W Photometrically tested without ceiling board.</p> <p>Multiply UF values by service correction factors</p> <p>Calculate in accordance with CIBSE Technical Memorandum NO.5 1980</p>											

Utilisation Factor Table(Wall)

Utilisation Factors UF(W)			SHR NOM = 1.25								
Room Reflectance			Room Index(RI)								
Ceiling	Wall	Floor	0.75	1.00	1.25	1.50	2.00	2.50	3.00	4.00	5.00
0.70	0.50	0.20	0.92	0.75	0.63	0.54	0.43	0.35	0.30	0.23	0.18
	0.30		0.76	0.64	0.55	0.48	0.39	0.32	0.27	0.21	0.17
	0.20		0.66	0.56	0.48	0.43	0.35	0.30	0.26	0.20	0.17
0.50	0.50	0.20	0.88	0.71	0.60	0.52	0.41	0.37	0.28	0.21	0.17
	0.30		0.75	0.62	0.53	0.46	0.37	0.31	0.26	0.20	0.17
	0.20		0.65	0.55	0.47	0.42	0.34	0.29	0.25	0.19	0.16
0.30	0.50	0.20	0.86	0.69	0.57	0.49	0.39	0.32	0.27	0.20	0.16
	0.30		0.73	0.60	0.51	0.45	0.36	0.30	0.25	0.19	0.16
	0.20		0.64	0.54	0.47	0.41	0.33	0.28	0.24	0.18	0.15
0.00	0.00	0.00	0.53	0.44	0.37	0.32	0.25	0.21	0.18	0.13	0.11
Rating: 8W Photometrically tested without ceiling board. Multiply UF values by service correction factors Calculate in accordance with CIBSE Technical Memorandum NO.5 1980											

Utilisation Factor Table(Ceiling cavity)

Utilisation Factors UF(C)			SHR NOM = 1.25								
Room Reflectance			Room Index(RI)								
Ceiling	Wall	Floor	0.75	1.00	1.25	1.50	2.00	2.50	3.00	4.00	5.00
0.70	0.50	0.20	0.16	0.17	0.18	0.18	0.19	0.20	0.20	0.21	0.21
	0.30		0.09	0.11	0.12	0.13	0.15	0.16	0.17	0.18	0.19
	0.20		0.05	0.07	0.08	0.09	0.12	0.13	0.14	0.16	0.17
0.50	0.50	0.20	0.15	0.16	0.17	0.18	0.19	0.19	0.20	0.20	0.20
	0.30		0.09	0.11	0.12	0.13	0.15	0.16	0.17	0.18	0.19
	0.20		0.05	0.07	0.08	0.09	0.11	0.13	0.14	0.16	0.17
0.30	0.50	0.20	0.15	0.16	0.17	0.17	0.18	0.18	0.19	0.19	0.20
	0.30		0.09	0.11	0.12	0.13	0.14	0.15	0.16	0.17	0.18
	0.20		0.05	0.06	0.08	0.09	0.11	0.13	0.14	0.15	0.16
0.00	0.00	0.00	NA	NA	NA	NA	NA	NA	NA	NA	NA
<p>Rating:8W Photometrically tested without ceiling board.</p> <p>Multiply UF values by service correction factors</p> <p>Calculate in accordance with CIBSE Technical Memorandum NO.5 1980</p>											

Zonal Lumen

Gamma [°]	I _{mean} [cd]	Zonal Flux [lm]	Sum Zonal Flux [lm]	Rel Zonal Flux [%]	Sum Rel Zonal Flux [%]
0.0-1.0	397.0	0.4	0.4	0.04	0.04
1.0-2.0	396.7	1.1	1.5	0.13	0.17
2.0-3.0	396.2	1.9	3.4	0.21	0.38
3.0-4.0	395.5	2.6	6.1	0.30	0.68
4.0-5.0	394.5	3.4	9.5	0.38	1.06
5.0-6.0	393.2	4.1	13.6	0.46	1.52
6.0-7.0	391.8	4.9	18.5	0.54	2.07
7.0-8.0	390.4	5.6	24.0	0.63	2.69
8.0-9.0	388.5	6.3	30.3	0.71	3.40
9.0-10.0	386.3	7.0	37.3	0.78	4.18
10.0-11.0	384.0	7.7	45.0	0.86	5.04
11.0-12.0	381.5	8.3	53.3	0.93	5.98
12.0-13.0	378.9	9.0	62.3	1.01	6.98
13.0-14.0	375.9	9.6	72.0	1.08	8.06
14.0-15.0	372.7	10.2	82.2	1.15	9.21
15.0-16.0	369.4	10.8	93.0	1.21	10.42
16.0-17.0	365.9	11.4	104.4	1.28	11.70
17.0-18.0	362.2	11.9	116.4	1.34	13.04
18.0-19.0	358.3	12.5	128.8	1.40	14.43
19.0-20.0	354.3	13.0	141.8	1.45	15.89
20.0-21.0	350.2	13.4	155.2	1.51	17.39
21.0-22.0	345.9	13.9	169.1	1.56	18.95
22.0-23.0	341.3	14.3	183.5	1.60	20.56
23.0-24.0	336.7	14.7	198.2	1.65	22.21
24.0-25.0	332.0	15.1	213.3	1.69	23.90
25.0-26.0	327.0	15.4	228.7	1.73	25.63
26.0-27.0	321.9	15.8	244.5	1.76	27.39
27.0-28.0	316.8	16.0	260.5	1.80	29.19
28.0-29.0	311.5	16.3	276.8	1.83	31.01
29.0-30.0	306.0	16.5	293.3	1.85	32.87
30.0-31.0	300.6	16.7	310.1	1.87	34.74
31.0-32.0	295.1	16.9	327.0	1.89	36.64
32.0-33.0	289.5	17.1	344.0	1.91	38.55
33.0-34.0	283.9	17.2	361.2	1.93	40.47
34.0-35.0	278.1	17.3	378.5	1.94	42.41
35.0-36.0	272.2	17.3	395.8	1.94	44.35

C Plane (°): 0.0-360.0: 90.0
 Test Lab:
 Test Type: TYPE C
 Temperature: 25°C
 Operator: XU

Gamma Plane (°): 0.0-90.0: 1.0
 Test Device: GPM-1600
 Distance: 8.350 m
 Humidity: 50%
 Inspector:

Zonal Lumen (Continue 1)

Gamma [°]	I _{mean} [cd]	Zonal Flux [lm]	Sum Zonal Flux [lm]	Rel Zonal Flux [%]	Sum Rel Zonal Flux [%]
36.0-37.0	266.2	17.4	413.2	1.95	46.29
37.0-38.0	260.1	17.4	430.6	1.95	48.24
38.0-39.0	254.1	17.3	447.9	1.94	50.18
39.0-40.0	247.8	17.3	465.2	1.94	52.12
40.0-41.0	241.5	17.2	482.4	1.93	54.05
41.0-42.0	235.2	17.1	499.5	1.92	55.96
42.0-43.0	228.9	17.0	516.5	1.90	57.86
43.0-44.0	222.5	16.8	533.2	1.88	59.74
44.0-45.0	216.2	16.6	549.9	1.86	61.61
45.0-46.0	209.9	16.4	566.3	1.84	63.45
46.0-47.0	203.5	16.2	582.5	1.81	65.26
47.0-48.0	197.2	15.9	598.4	1.79	67.05
48.0-49.0	190.8	15.7	614.1	1.76	68.80
49.0-50.0	184.4	15.4	629.5	1.72	70.52
50.0-51.0	178.2	15.1	644.5	1.69	72.21
51.0-52.0	171.9	14.7	659.3	1.65	73.87
52.0-53.0	165.6	14.4	673.7	1.61	75.48
53.0-54.0	159.3	14.0	687.7	1.57	77.05
54.0-55.0	153.1	13.7	701.4	1.53	78.58
55.0-56.0	146.9	13.3	714.7	1.49	80.07
56.0-57.0	140.7	12.9	727.5	1.44	81.51
57.0-58.0	134.5	12.4	740.0	1.39	82.91
58.0-59.0	128.2	12.0	752.0	1.34	84.25
59.0-60.0	122.0	11.5	763.5	1.29	85.54
60.0-61.0	116.1	11.1	774.6	1.24	86.78
61.0-62.0	110.2	10.6	785.2	1.19	87.97
62.0-63.0	104.3	10.1	795.3	1.14	89.11
63.0-64.0	98.1	9.6	805.0	1.08	90.19
64.0-65.0	92.1	9.1	814.1	1.02	91.21
65.0-66.0	86.3	8.6	822.7	0.96	92.17
66.0-67.0	80.6	8.1	830.8	0.91	93.08
67.0-68.0	75.0	7.6	838.4	0.85	93.93
68.0-69.0	69.6	7.1	845.5	0.80	94.73
69.0-70.0	64.1	6.6	852.1	0.74	95.47
70.0-71.0	58.4	6.0	858.1	0.68	96.14
71.0-72.0	53.2	5.5	863.6	0.62	96.76

C Plane (°): 0.0-360.0: 90.0
 Test Lab:
 Test Type: TYPE C
 Temperature: 25°C
 Operator: XU

Gamma Plane (°): 0.0-90.0: 1.0
 Test Device: GPM-1600
 Distance: 8.350 m
 Humidity: 50%
 Inspector:

Zonal Lumen (Continue 2)

[illegible]

C Plane (°):0.0-360.0: 90.0
Test Lab:
Test Type: TYPE C
Temperature: 25°C
Operator: XU

Gamma Plane (°):0.0-90.0:1.0
Test Device: GPM-1600
Distance: 8.350 m
Humidity: 50%
Inspector:

Candlepower Table

Unit: cd

G\C	C0.0	C90.0	C180.0	C270.0	C360.0					
G0.0	396.9	397.2	396.9	397.2	396.9					
G1.0	397.0	396.7	396.7	397.3	397.0					
G2.0	396.7	396.5	396.2	396.5	396.7					
G3.0	396.1	396.1	395.5	395.6	396.1					
G4.0	395.6	395.6	394.6	394.7	395.6					
G5.0	394.4	394.3	393.4	393.3	394.4					
G6.0	393.3	393.0	392.0	392.0	393.3					
G7.0	391.9	391.8	390.4	390.3	391.9					
G8.0	390.3	390.4	388.5	389.3	390.3					
G9.0	388.4	388.1	386.5	386.9	388.4					
G10.0	386.3	386.4	384.0	384.1	386.3					
G11.0	383.8	384.2	381.7	381.5	383.8					
G12.0	381.3	381.9	378.9	379.0	381.3					
G13.0	378.8	379.4	376.0	376.1	378.8					
G14.0	375.8	375.5	372.9	372.9	375.8					
G15.0	372.8	372.3	369.5	369.6	372.8					
G16.0	369.4	369.7	366.0	365.9	369.4					
G17.0	365.7	366.1	362.2	362.3	365.7					
G18.0	362.1	362.3	358.5	358.5	362.1					
G19.0	358.1	357.9	354.3	354.5	358.1					
G20.0	354.0	354.9	350.1	350.3	354.0					
G21.0	349.8	350.6	345.7	346.3	349.8					
G22.0	345.6	345.9	341.2	341.9	345.6					
G23.0	340.9	340.9	336.6	337.5	340.9					
G24.0	336.4	336.5	331.8	332.8	336.4					
G25.0	331.6	332.0	326.8	328.1	331.6					
G26.0	326.7	326.6	321.8	322.8	326.7					
G27.0	321.4	321.9	316.6	317.8	321.4					
G28.0	316.3	317.0	311.3	312.0	316.3					
G29.0	311.0	311.4	305.9	306.9	311.0					
G30.0	305.6	306.3	300.4	300.9	305.6					
G31.0	300.2	301.1	294.6	295.6	300.2					
G32.0	294.3	295.9	289.3	289.7	294.3					
G33.0	289.0	289.8	283.5	284.8	289.0					
G34.0	283.2	284.4	277.8	278.6	283.2					
G35.0	277.7	278.4	271.8	273.0	277.7					
G36.0	271.5	272.8	266.0	266.6	271.5					

C Plane (°): 0.0-360.0: 90.0
Test Lab:
Test Type: TYPE C
Temperature: 25°C
Operator: XU

Gamma Plane (°): 0.0-90.0: 1.0
Test Device: GPM-1600
Distance: 8.350 m
Humidity: 50%
Inspector:

Candlepower Table (Continue 1)

Unit: cd

G\C	C0.0	C90.0	C180.0	C270.0	C360.0					
G37.0	265.5	266.8	259.8	260.3	265.5					
G38.0	259.5	261.1	253.8	254.3	259.5					
G39.0	253.4	255.0	247.4	248.1	253.4					
G40.0	247.2	248.4	241.3	241.7	247.2					
G41.0	241.0	242.2	234.8	235.5	241.0					
G42.0	234.4	236.4	228.4	229.2	234.4					
G43.0	228.4	229.5	222.2	222.9	228.4					
G44.0	221.8	223.6	215.9	216.1	221.8					
G45.0	215.6	217.3	209.4	210.0	215.6					
G46.0	209.2	210.8	203.1	203.5	209.2					
G47.0	203.0	204.9	196.6	197.0	203.0					
G48.0	196.5	198.6	190.3	190.4	196.5					
G49.0	190.1	191.9	183.8	184.2	190.1					
G50.0	183.7	186.2	177.6	177.9	183.7					
G51.0	177.6	179.6	171.1	171.6	177.6					
G52.0	171.3	173.6	164.9	165.2	171.3					
G53.0	165.0	167.2	158.5	159.1	165.0					
G54.0	158.6	161.2	152.3	152.5	158.6					
G55.0	152.5	154.8	146.2	146.5	152.5					
G56.0	146.3	148.9	139.9	140.0	146.3					
G57.0	140.2	142.2	133.7	134.2	140.2					
G58.0	133.8	136.6	127.5	127.6	133.8					
G59.0	127.9	128.9	121.4	121.8	127.9					
G60.0	121.7	123.1	115.4	115.5	121.7					
G61.0	115.8	118.4	109.3	109.4	115.8					
G62.0	109.8	112.4	103.3	103.6	109.8					
G63.0	103.8	106.5	97.4	97.5	103.8					
G64.0	97.9	99.1	91.3	91.8	97.9					
G65.0	92.1	93.1	85.8	85.9	92.1					
G66.0	86.2	87.5	79.8	80.0	86.2					
G67.0	80.8	81.7	74.4	74.3	80.8					
G68.0	74.9	76.2	68.5	68.9	74.9					
G69.0	69.3	72.3	63.1	63.3	69.3					
G70.0	63.9	65.2	57.6	57.7	63.9					
G71.0	58.3	59.6	52.3	52.5	58.3					
G72.0	53.0	56.0	46.9	47.1	53.0					
G73.0	47.7	50.8	41.9	42.1	47.7					

C Plane (°): 0.0-360.0: 90.0
Test Lab:
Test Type: TYPE C
Temperature: 25°C
Operator: XU

Gamma Plane (°): 0.0-90.0: 1.0
Test Device: GPM-1600
Distance: 8.350 m
Humidity: 50%
Inspector:

Unit: cd

C Plane (°):0.0-360.0: 90.0
Test Lab:
Test Type: TYPE C
Temperature: 25°C
Operator: XU

Gamma Plane (°):0.0-90.0:1.0
Test Device: GPM-1600
Distance: 8.350 m
Humidity: 50%
Inspector: